

The Buzz

Your Source to Honeywood Living



**September
2014**

The Honeywood Team

Michele Robinson

Property Manager

Amber Patton

Leasing Consultant

Diana Swayze

Leasing/Marketing Consultant

Tim Sandidge

Accounts Administrator

Brenda Edmundson

Weekend Leasing Consultant

Donnie Willard

Maintenance Supervisor

Mike Boyd

Maintenance Tech

Scottie Holland

Maintenance Tech

Bryan White

Maintenance Tech

Joshua Holland

Grounds man

Anna Wells

Custodial

Ashley Willard

Custodial

Ski Shelton

Group Exercise Coordinator

Office Hours

Monday–Friday

9:30 am– 5:30 pm

Saturday

10 am–1pm & 2 pm–5pm

Sunday

1 pm–5 pm

Contact Directory

Main Office

540-774-0088

Office Fax

540-772-9456

www.HoneywoodLiving.com

Welcome Home

We would like to extend our most cordial welcome to all of our new residents here at Honeywood Apartment Homes. We are happy to have you as our residents and we hope your residency will be pleasant and comfortable. As you get settled in your new home, remember you can contact us at 540-774-0088 if you have any questions.

Resident Social– Breakfast Night

Join us at the Honeywood Clubhouse on **Thursday, September 18th at 6PM** for Breakfast Night. We will be serving a variety of breakfast foods! This event is **free** to Honeywood Residents. Please **RSVP** by **Friday, September 12th** at 540-774-0088.

How is Our Service?

We want to hear from you. Please complete a survey noted on our website at **www.HoneywoodLiving.com** Feedback results are very important to us. We like the continued opportunity to exceed your expectations.

Recycling Bin

Just a reminder that Honeywood has a all in one recycling bin located in the overflow parking lot beside the Honeywood Clubhouse.

Get Your Fitness On

If you can count to ten, you can join Ski our senior group exercise coordinator Monday, Wednesday and Friday's at the Honeywood Clubhouse from 10AM to 11AM for our group exercise sessions and other fun activities. This is **FREE** to Honeywood residents.



Honeywood Apartment Homes
3101-H Honeywood Lane, Roanoke, VA 24018



Maintenance Tips

Garbage disposal not working?

Try pushing the red reset button. This is located under your sink on the bottom of the garbage disposal.

No power to your outlets?

There are GFI outlets located in your bathroom and in your kitchen. Try pushing in the reset button on the one located closest to the area of concern.

Got leaks?

Please notify the office as soon as possible if you notice any standing water, wet carpet or brown stains on the ceiling. This could be a leak and needs to be addressed immediately.

If you have any other maintenance concerns, please feel free to contact the Honeywood Office at 540-774-0088.

Having Problems with the Washers and Dryers in the laundry centers?

Please call Automatic Leasing toll free at 1-800-558-2342 for all repairs and refunds.

Honeywood does not service machines or provide lost funds.

Community Dumpsters

To ensure no furry little critters get in the dumpsters please close the doors after every use.

Fitness Center

Take advantage of Honeywood's Fitness Center. It is fully equipped with treadmills, elliptical machines, and a full body weight machine.

If you need a key stop by the Honeywood Office. There is a \$5.00 charge for replacement keys.

Hours are 6:00am - 10:00pm Monday—Friday and 8:00am—8:00pm on weekends.

'Round Roanoke

Monday, Sept. 1st

- Labor of Love—Reserve Ave. Fields

Tuesday, Sept. 2nd

- Fleet Feet Pub Run— Fork in the City

Thursday, Sept. 4th

- EventZone Party in the Park—Daleville Town Center

Thursday, Sept. 4th—Sunday, Sept. 7

- Lockn' Music Festival—Oak Ridge Farm

Saturday, Sept. 6th

- Parks & Art - Mountain View Park
- The Color Vibe 5K - Salem Civic Center

Wednesday, Sept. 10th - Saturday, Sept. 13th

- Franklin Co. Agricultural Fair—Franklin Co. Recreation Park

Saturday, Sept. 13th

- Bill Engvall - Roanoke Civic Center
- Mingle at the Market with The Worx - Vinton Farmers Market
- Olde Salem Days - Main Street Salem
- The Black Dog Music & BBQ Festival—Nancy Morrisette Field

Saturday, Sept. 20th

- Henry Street Heritage Festival—Harrison Museum
- 19th Annual Marine Mud Run—Green Hill Park

Richard Alexander is your Cox Communications Community Solutions Specialist. If you have questions about your service or if your interested in adding services provided by Cox please contact Richard at 540-204-8767

Pets:








Honeywood is pet friendly - breed and floor restrictions apply. If you are thinking of getting a pet, please contact the Honeywood Office.

Guest pets are not allowed. Residents that have unauthorized pets in their apartment for any length of time will be subject to a \$200.00 fine.

Pets are required to be on a lease at all time throughout the community. Please keep in mind that it is the pet owners responsibility to remove pet waste. Failure to dispose of pet waste will result in a fine. Please notify the office if you see anyone not picking up after their pet at 540-774-0088.

No Pet Buildings: 3101, 3103, 3105 & 3107.

September 2014

Sun	Mon	Tue	Wed	Thu	Fri	Sat
	1 Rent is Due Labor Day 	2	3	4	5	6 Rent is late 
7 Grandparent's Day 	8	9	10	11 9/11 Remembrance Day 	12	13
14	15 Make a Hat Day 	16	17	18 Breakfast Social—HW Clubhouse	19	20 National Punch Day 
21	22	23 Checkers Day 	24	25	26 Native American Day 	27
28	29	30				

Make It A Movie Night

Thanks for Sharing
Pitch Perfect
3 Days to Kill
At Any Price
Elysium
Heaven is for Real

Movie Checkout Policy:

Two movies can be checked out at one time. Check out is for two days at a time. Please return movies to the office or drop them in our movie drop box outside the office. You must be a lease holder or occupant to rent movies and you must be over 18 to rent "R" rated movies.

What's Cookin'?

Acorn Candy Cookies

INGREDIENTS:

1 tablespoon prepared chocolate frosting
24 milk chocolate candy kisses, unwrapped

24 mini vanilla wafer cookies
24 butterscotch chips



DIRECTIONS:

Sear a small amount of frosting onto the flat bottom of a candy kiss. Press onto the flat bottom of the vanilla wafer. Smear a little more frosting onto the flat bottom of a butterscotch chip, and press onto the rounded top of the cookie. Repeat with remaining ingredients. Set aside to dry, about 30 minutes.

BuZz YoUr BrAiN

		9	7	3		5	2	6
		5		2		8		
6		8					4	7
					9		6	2
	4		6		3		8	
8	9		5					
2	6					1		8
		7		1		6		
9	5	1		6	4	2		

C X L K W M B T D L F A L L D
A A P L R O S J E B S U E V J
E Z R J R E R A V E H T R O W
X L I A V B V C E W A U R Q A
H E P R M E N R E A Y M I R R
C V A P S E T G A R L N U D E
R H V Y A E L Z A X A F Q E D
R E B M E T P E S W N C S T I
S N Z I N R O C A R I Z S W C
C I H J Q Y H F T R Y N W H A
N U T B B F O O B A F T D J T
Z P O F S L G X W R T A W U E
P T Q O W V P U M P K I N X I
X Y A Y O S X Z M B O F S D H
B B K S M G W O Q X R C J Z A

ACORN APPLE AUTUMN CAMEL CIDER FALL HARVEST HAY
LEAVES PUMPKIN SCARECROW SEPTEMBER SQUIRREL TREES WIND